



TASMANIA - STATISTICS PACK

REGIONAL DATA

JUNE 2020

CONTENTS

REGIONAL DATA

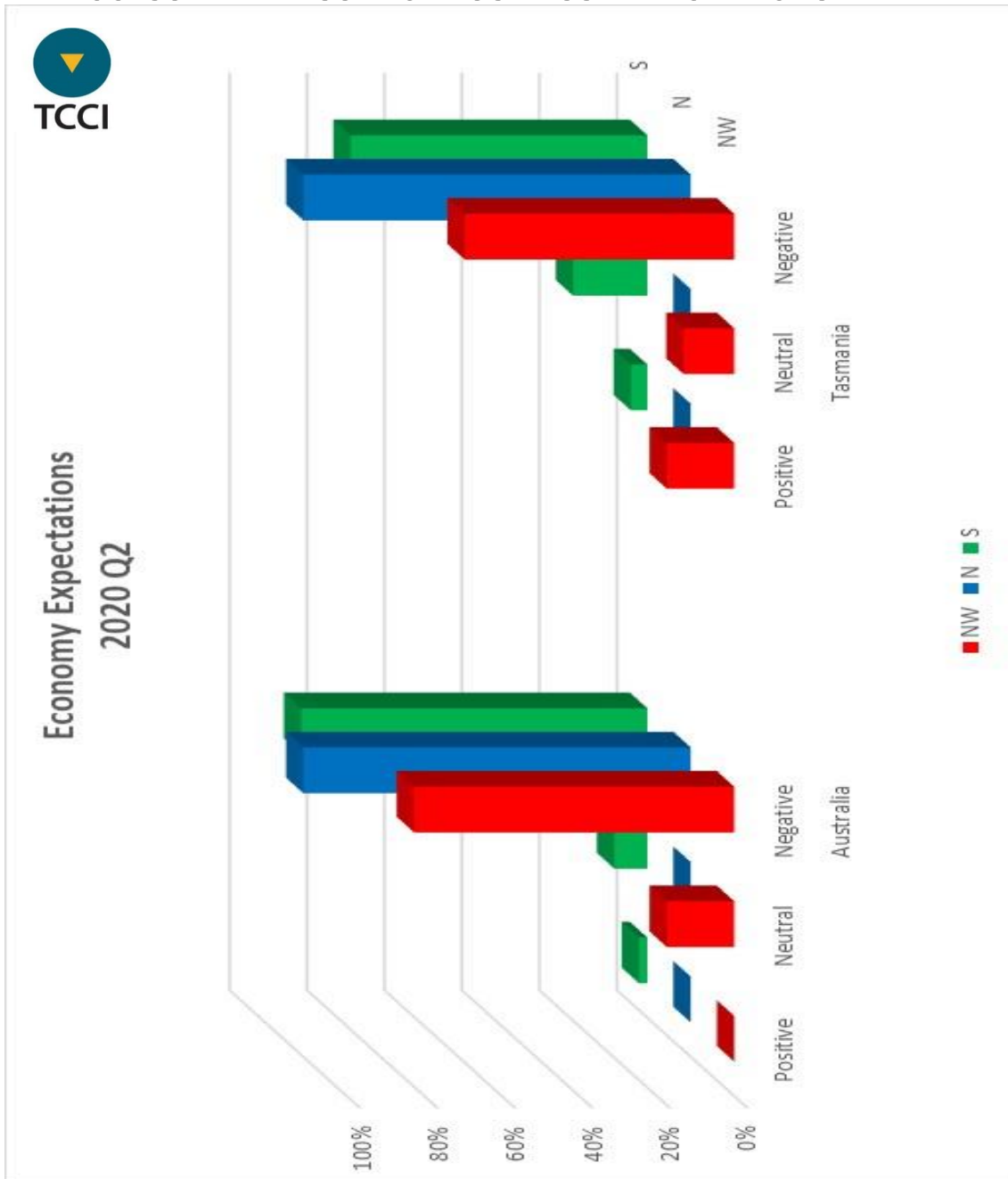
TCCI SURVEY of EXPECTATIONS

Quarterly data	Q2 2020	<i>quarterly</i>	updated
	within regions	<i>quarterly</i>	updated
	between regions	<i>quarterly</i>	updated

POPULATION

Population Growth - 10 years	<i>annual</i> Mar release
Age by Region	<i>annual</i> Aug release

TCCI SURVEY RESULT OF BUSINESS EXPECTATIONS



	Australia			Tasmania		
	Positive	Neutral	Negative	Positive	Neutral	Negative
NW	8%	12%	80%	28%	8%	64%
N	0%	7%	93%	7%	14%	79%
S	4%	9%	87%	9%	16%	75%
TOTAL	4%	9%	87%	13%	14%	73%

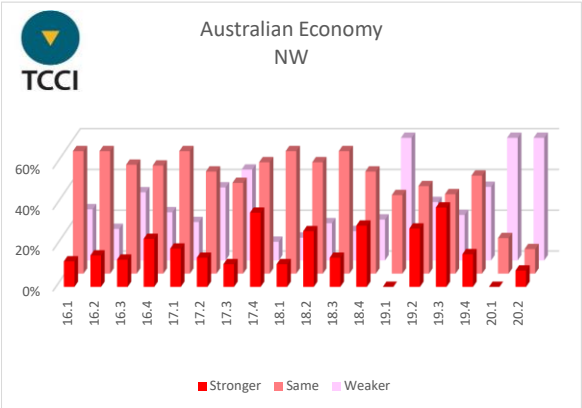
In general terms the expectation for:

the Australian economy is: negative

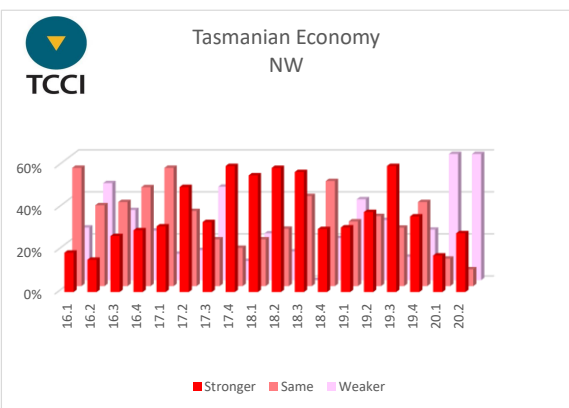
the Tasmanian economy is: negative, however, some optimism

MEMBERS' EXPECTATIONS on AUSTRALIAN and TASMANIAN ECONOMIES

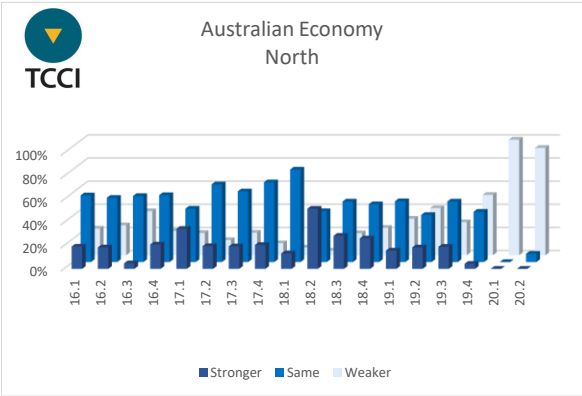
by TIME and within REGIONS



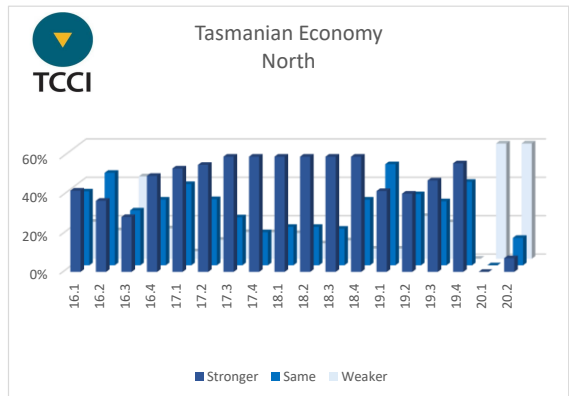
What do you expect for the Australian economy?
The NW says:
a negative view



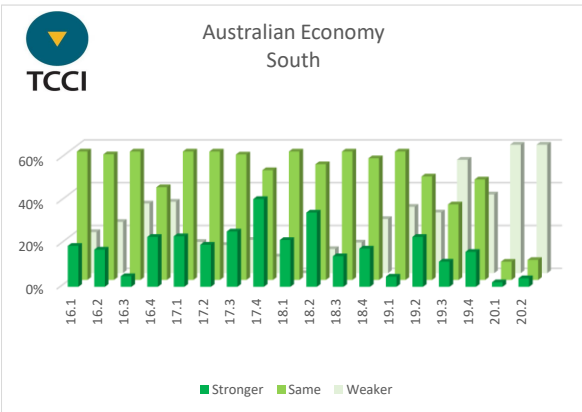
What do you expect for the Tasmanian economy?
The NW says:
a generally negative view



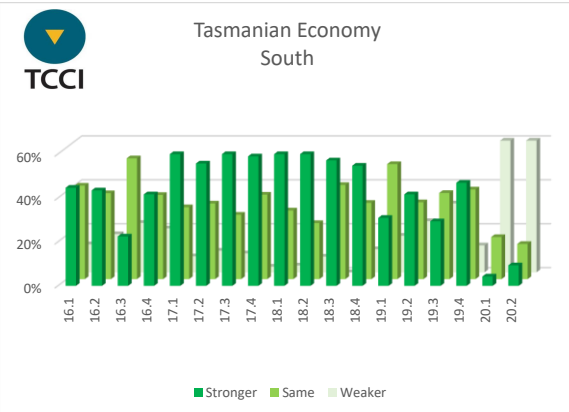
What do you expect for the Australian economy?
The North says:
a negative view



What do you expect for the Tasmanian economy?
The North says:
a negative view



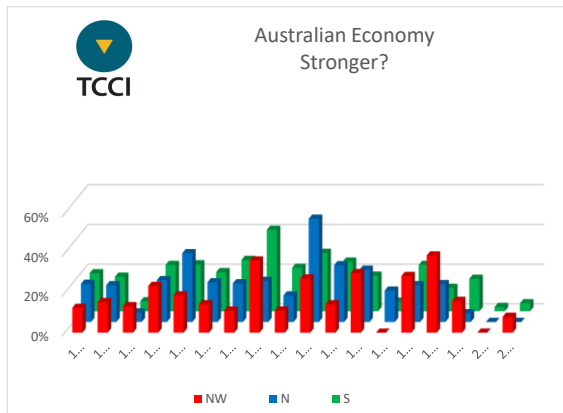
What do you expect for the Australian economy?
The South says:
a negative view



What do you expect for the Tasmanian economy?
The South says:
a generally negative view

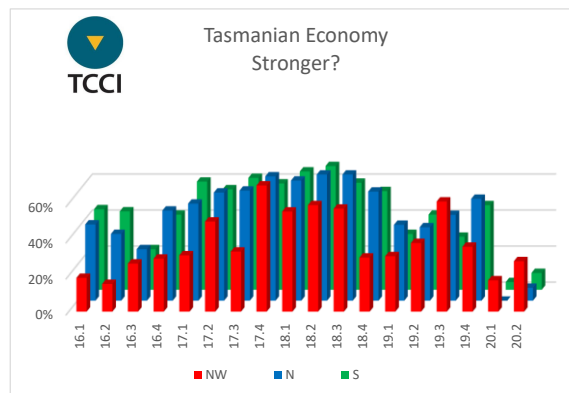
MEMBERS' EXPECTATIONS on AUSTRALIAN and TASMANIAN ECONOMIES

by TIME and between REGIONS



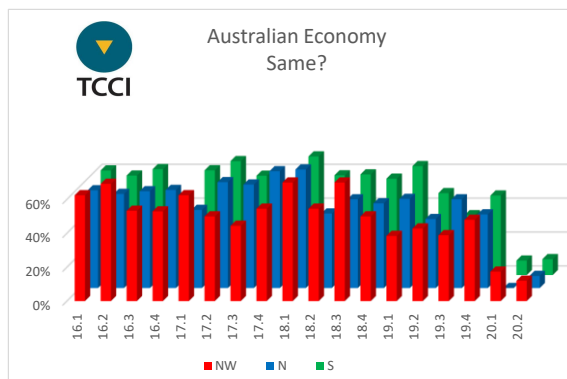
Do you expect a stronger Australian economy?

NW shows some small expectation, otherwise nil.



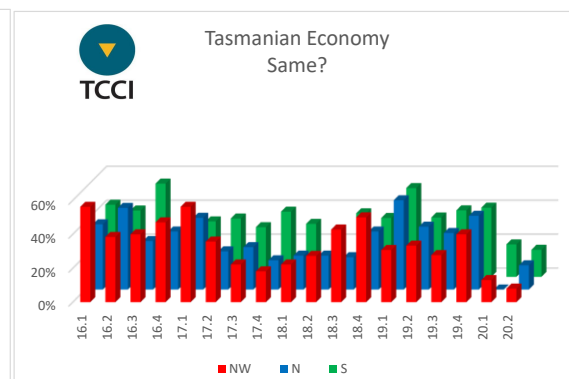
Do you expect a stronger Tasmanian economy?

NW shows some small expectation, otherwise nil.



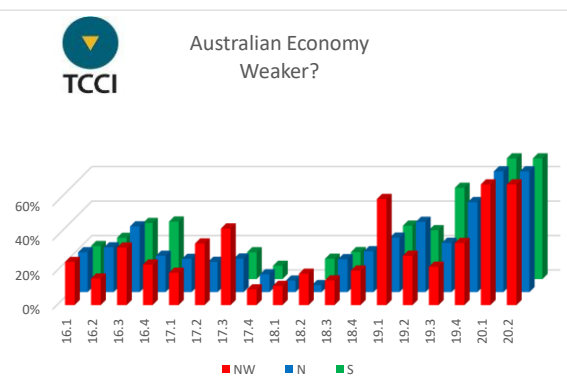
Do you expect no change in the Aust. economy?

NW shows some small expectation, otherwise nil.



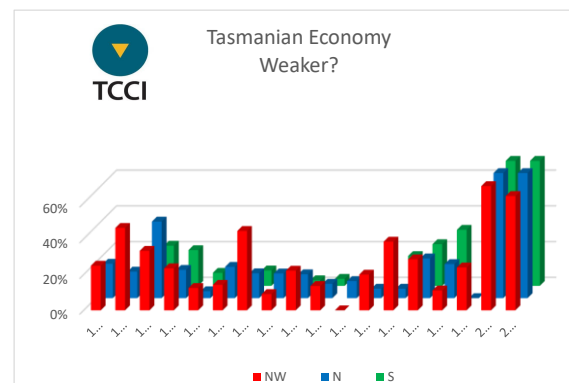
Do you expect no change in the Tas. economy?

very low expectation of "no change", but some



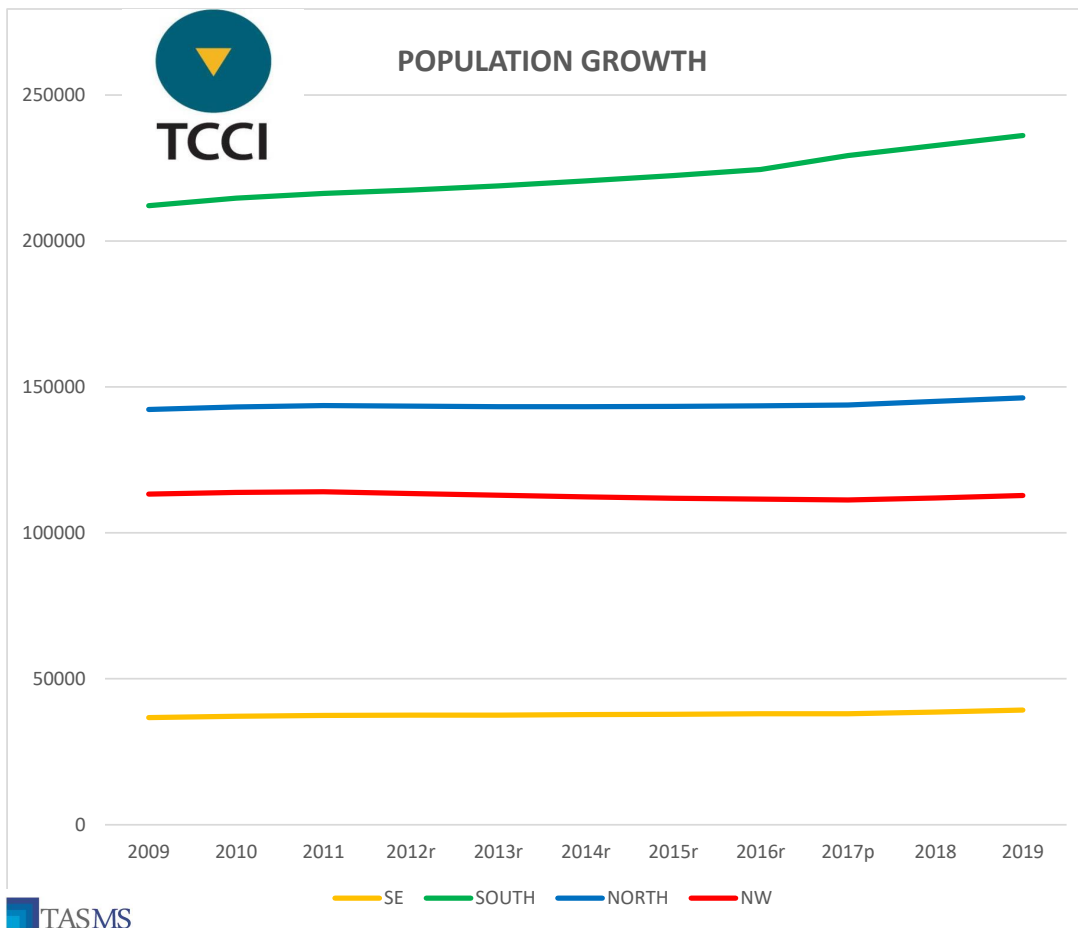
Do you expect a weakening Australian economy?

all regions show an expectation
of a worsening economic climate



Do you expect a weakening Tasmanian economy?

all regions show an expectation
of a worsening economic climate



	SE	SOUTH	NORTH	NW	TOTAL
2009	36715	212085	142268	113285	504353
2010	37173	214669	143108	113897	508847
2011	37495	216273	143631	114084	511483
2012r	37570	217429	143385	113464	511848
2013r	37554	218844	143265	112857	512520
2014r	37696	220574	143236	112333	513839
2015r	37798	222432	143297	111869	515396
2016r	38023	224462	143537	111566	517588
2017p	38062	229260	143815	111273	522410
2018	38610	232691	145056	111941	528298
2019	39298	236136	146258	112765	534457
DECADE	7.0%	11.3%	2.8%	-0.5%	6.0%
ANNUAL	1.8%	1.5%	0.8%	0.7%	1.2%

Source: ABS Cat. No. 3218.0

Data released annually, at end Mar

Age by Region - 2018

