



TASMANIA - STATISTICS PACK

REGIONAL DATA

JUNE 2019

CONTENTS

REGIONAL DATA

TCCI SURVEY of EXPECTATIONS

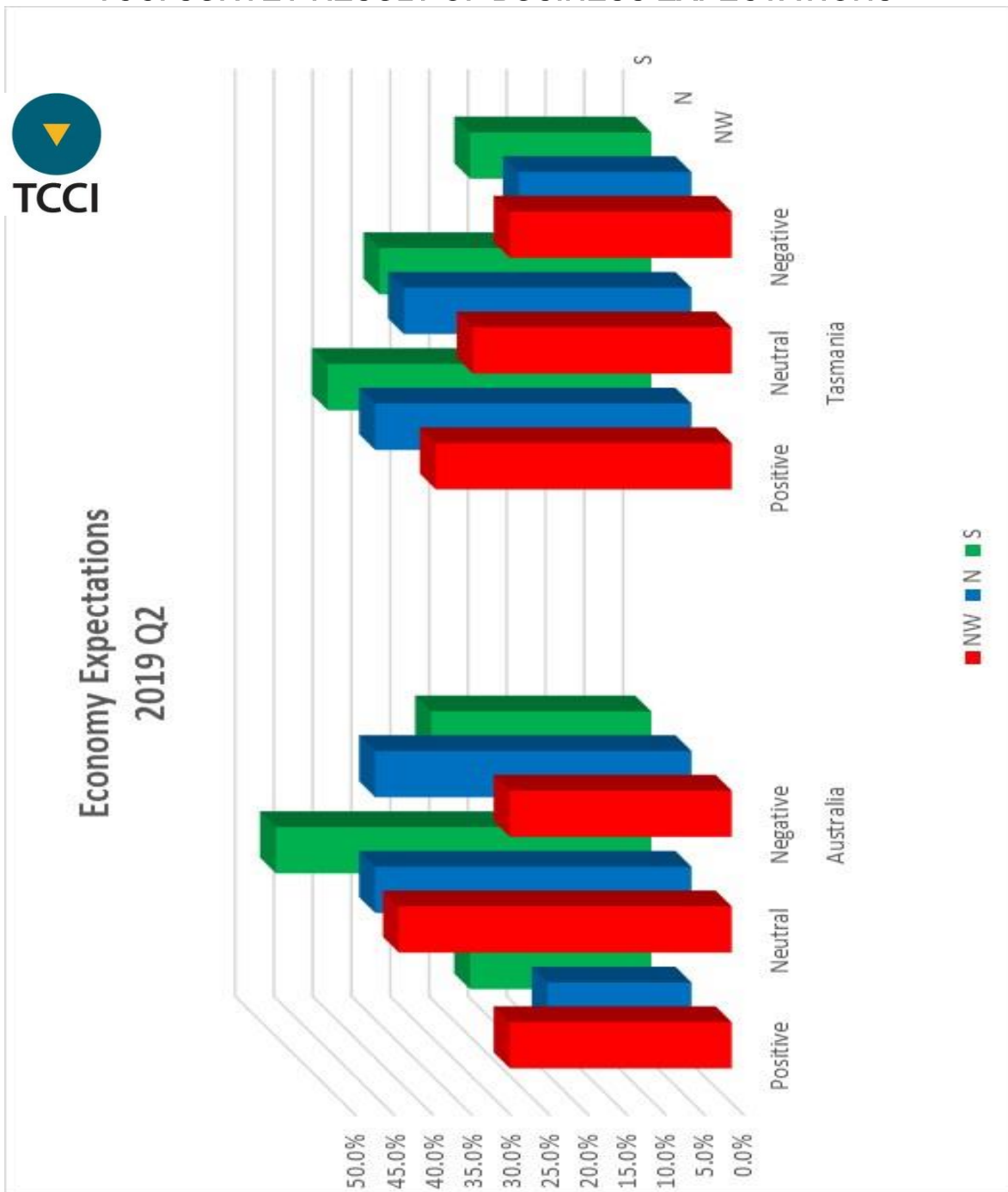
Quarterly data	Q2 2019	<i>quarterly</i>	updated
	within regions	<i>quarterly</i>	updated
	between regions	<i>quarterly</i>	updated

POPULATION

Population Growth - 10 years	<i>annual</i> March release
------------------------------	-----------------------------

NB The data provided are 12 month rolling average figures.

TCCI SURVEY RESULT OF BUSINESS EXPECTATIONS



	Australia			Tasmania		
	Positive	Neutral	Negative	Positive	Neutral	Negative
NW	29%	43%	29%	38%	33%	29%
N	19%	41%	41%	41%	37%	22%
S	23%	48%	28%	42%	35%	23%
TOTAL	23%	45%	31%	41%	35%	24%

In general terms the expectation for:

the Australian economy is:

neutral to negative

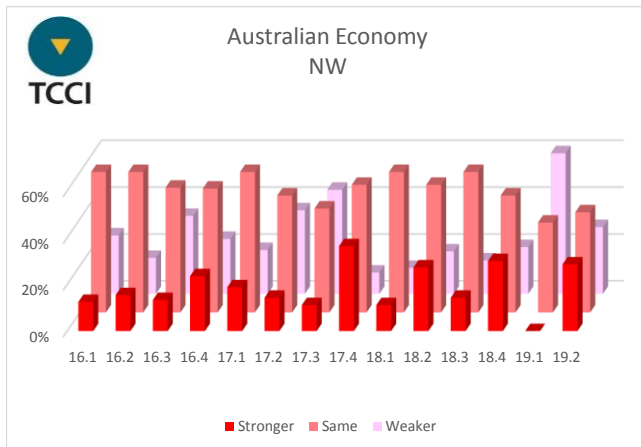
the Tasmanian economy is:

positive, across all three regions

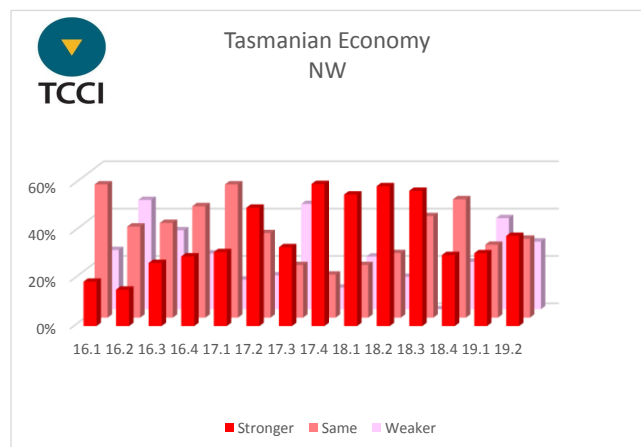
The NW has become much more positive - the N has a more negative view of the national scene

MEMBERS' EXPECTATIONS on AUSTRALIAN and TASMANIAN ECONOMIES

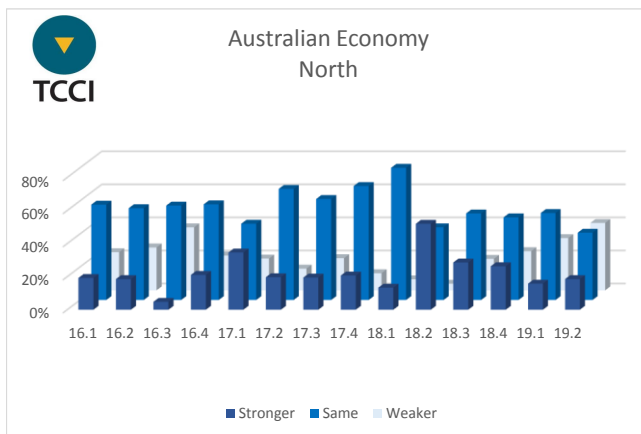
by TIME and within REGIONS



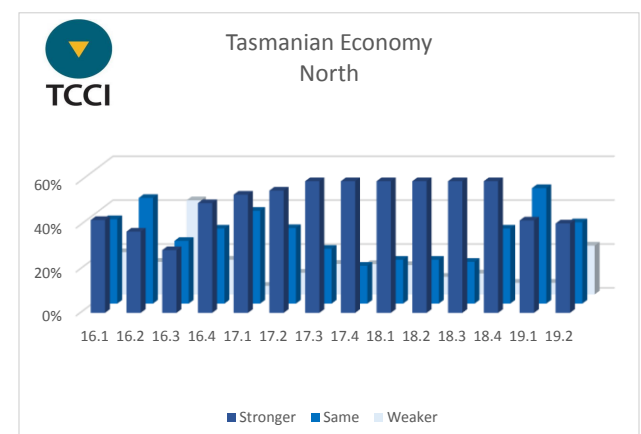
What do you expect for the Australian economy?
The NW has:
a neutral view



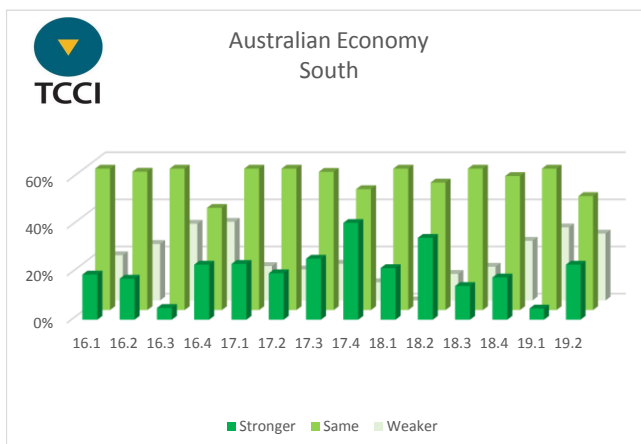
What do you expect for the Tasmanian economy?
The NW says:
a more positive view



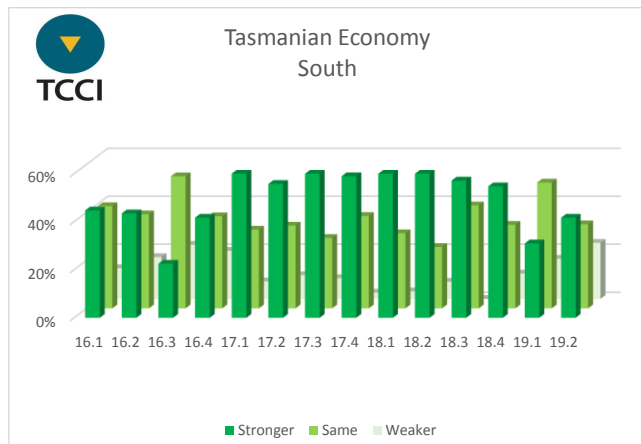
What do you expect for the Australian economy?
The North says:
a more negative view



What do you expect for the Tasmanian economy?
The North says:
maintaining a positive view, but weakening



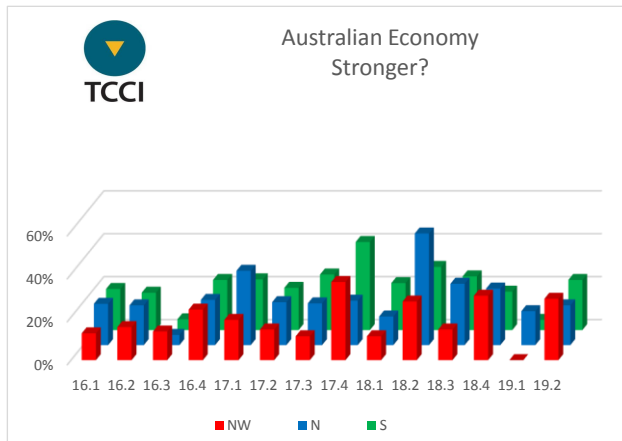
What do you expect for the Australian economy?
The South says:
a neutral view



What do you expect for the Tasmanian economy?
The South says:
maintaining a positive view, but weakening

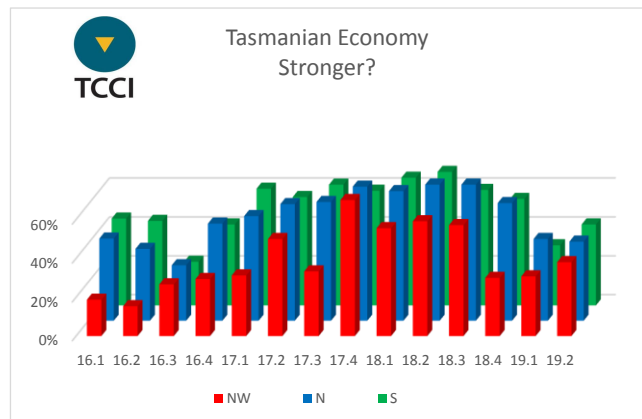
MEMBERS' EXPECTATIONS on AUSTRALIAN and TASMANIAN ECONOMIES

by TIME and between REGIONS



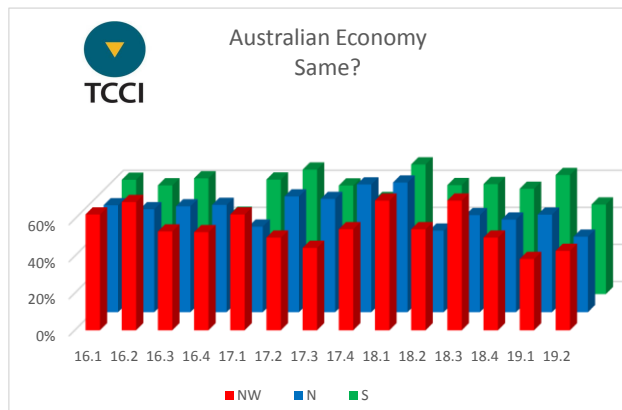
Do you expect a stronger Australian economy?

all regions showing a low expectation
north west is strongest



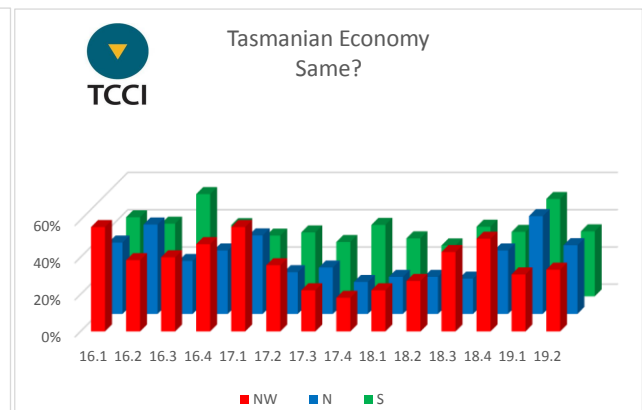
Do you expect a stronger Tasmanian economy?

all regions show a high expectation



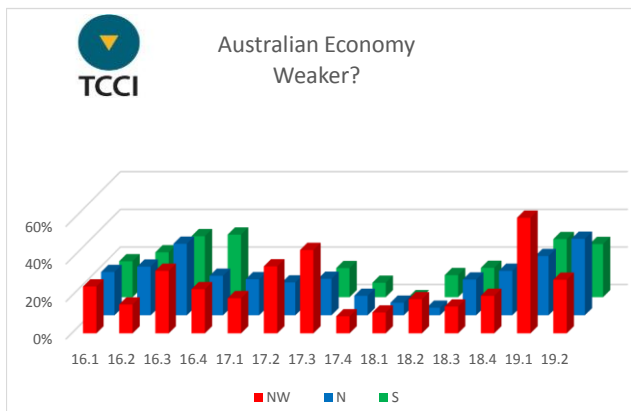
Do you expect no change in the Aust. economy?

a reasonably constant and high figure - all regions



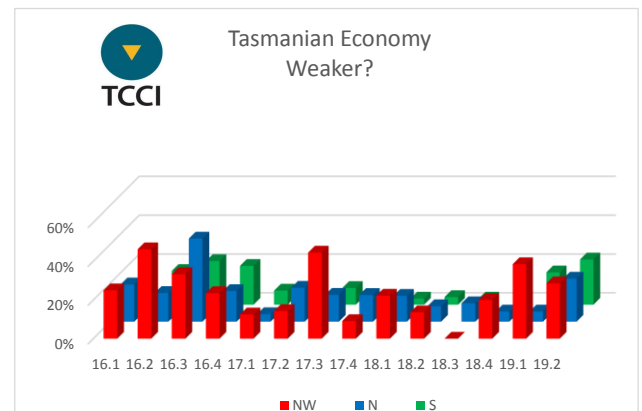
Do you expect no change in the Tas. economy?

north and south show a similar expectation
of "no change"



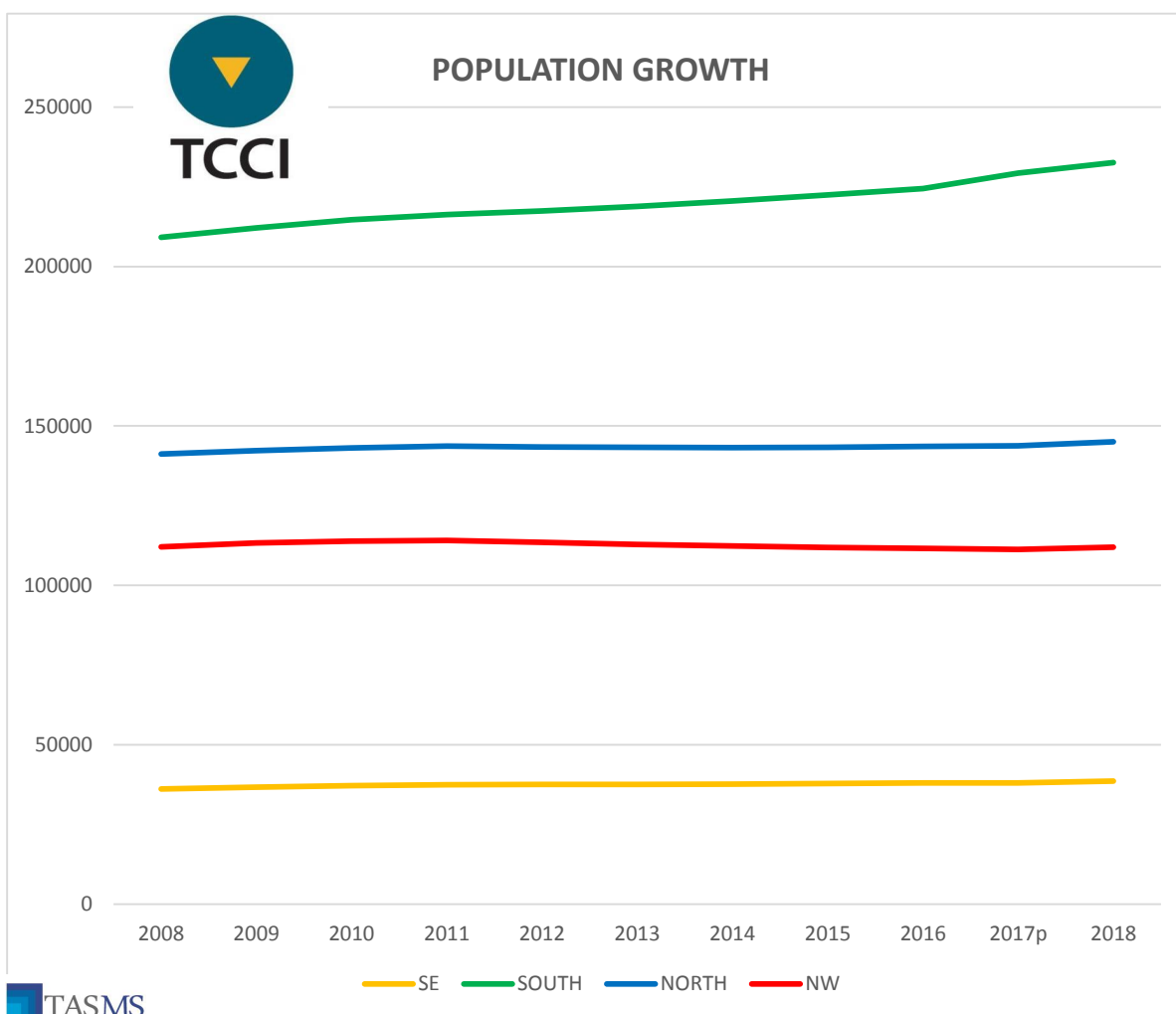
Do you expect a weakening Australian economy?

all regions show a trend upwards, N particularly so



Do you expect a weakening Tasmanian economy?

all regions show an increasing expectation of a
worsening economic climate



	SE	SOUTH	NORTH	NW	TOTAL
2008	36134	209166	141194	112074	498568
2009	36715	212085	142268	113285	504353
2010	37173	214669	143108	113897	508847
2011	37495	216273	143631	114084	511483
2012	37570	217429	143385	113464	511848
2013	37554	218844	143265	112857	512520
2014	37696	220574	143236	112333	513839
2015	37798	222432	143297	111869	515396
2016	38023	224462	143537	111566	517588
2017p	38062	229260	143815	111273	522410
2018	38608	232606	145033	111954	528201
DECADE	6.8%	11.2%	2.7%	-0.1%	5.9%
ANNUAL	1.4%	1.5%	0.8%	0.6%	1.1%

Source: ABS Cat. No. 3218.0

Data released annually, at end Mar